







IDENTIFICATION MARKINGS

Application of **OAN** through the use of marking tools may vary according to the make and model of certain types of equipment and implement. Consult with **ACTION** Office for special instructions. The following instructions and location of stamping are based on ideal types of machines and farm equipment. Location of the markings should be the right side as you are standing behind the equipment.

TYPE OF EQUIPMENT OR IMPLEMENT	INSTRUCTION AND LOCATION FOR MARKINGS	SAMPLE ILLUSTRATION OR PHOTOGRAPH	TYPE OF EQUIPMENT OR IMPLEMENT	INSTRUCTION AND LOCATION FOR MARKINGS
TRACTOR	Place ID number on right side frame rail; 12" from front		SCRAPPER	Place ID number on right side of tongue; 12" to rear of hitch pin.
			FLAIL MOWER	Place ID number on right side of hitch; 12" to rear of hitch.
FIELD CULTIVATOR	Place ID number on right side of main frame and right side of tongue; 12" to rear of hitch		SHREDDERS	Place ID number on right front of frame; 12" from right.
			PACKER	Place ID number on right side of tongue; 12" to rear of hitch pin.
			LADDER	Place ID number on mi-section of the right leg.
FORKLIFT	Place ID number on right side of lift and right side of forklift.		DISC	Place ID number on right side of tongue and right side of frame.
			BACK HOE	Place ID number on right side of frame, driver step and all hydraulic rams and buckets.
			GRAIN DRILL	Place ID number on right side of hitch; 12" to rear of hitch pin and top of frame on the right side.
TRAILER	Place ID number on right side of tongue; 12" to rear of hitch and right side of trailer frame		ATV	Place ID number on right side of frame.
SPRAYER	Place ID number on right side of tongue; 12" to rear hitch and right side of sprayer frame		CRAWLER	Place ID number on right side of frame below driver's seat.
			GENERATORS, WELDERS, AIR COMPRESSORS, DRILL PRESS, BATTERY CHARGERS	Place ID number on non-removable area of the item such as the frame or motor.
SKID LOADER	Place ID number on right side of loader frame, front of loader frame, and all hydraulic rams and buckets		STACK PALLETS	Brand I.D. Number on side rail of pallet.